



ELEMENTARY

Fall Subscription Box Activity Book 2020

TAKE IT

OR

LEAVE IT

September 13, 2020

**MONTHLY
MEMORY
VERSE**

"In the same way, let your light shine before others, that they may see your good deeds and glorify your Father in heaven."

Matthew 5:16

CRAFT: MAKE YOUR OWN TAMBOURINE



Supplies Needed: Coloring Utensils, Glue

Supplies Provided: Plate, Ribbon, Bells

Instructions:

1. Color or paint a rainbow on both sides of your plate.
2. Thread the ribbon through the bells and tie them on to your tambourine. Don't make them too tight as they'll need to be loose to jingle!
3. Glue the edges of your tambourine to close it up.



PRAISE OVER GRUMBLING

E G P C F Z U G P L E S D U F
V N P A B G N T D R P E R U F
Y I I B C I F I N R Q T Y W M
Z S V R C K Z G A Q K I Y U Y
V R Q N U M H I E X A L T E D
K L A M H O S L D O F E K X A
R D V I O E B R N W L A N L A
L A Q R X Y O M Q S W R P B M
E V A I L L T W A S X S Z R A
I X X A P R G O O T C I K J V
E M O M T U E Q X T G Q L Y I
W V W D P A E S D E R Y N L K
I D A N U T R G E T A K E E R
R T A E P S T C L I Y Q O T Q
C Z K F L B L K K B T O X Z B

DANCING

EXODUS

LORD

PRAISE

TAKE

DRY

ISRAELITES

MIRIAM

RED SEA

TAMBOURINE

EXALTED

LEAVE

PACK

SING

TAKE IT

OR

LEAVE IT

September 20, 2020

**MONTHLY
MEMORY
VERSE**

"In the same way, let your light shine before others, that they may see your good deeds and glorify your Father in heaven."

Matthew 5:16

CRAFT: SPREAD KINDNESS LIKE CONFETTI WALL ART



Supplies Needed: Glue

Supplies Provided: Spread Kindness Like Confetti Art, Tissue Paper


Instructions:

1. Glue the brightly colored tissue paper onto your canvas. You can cut up or shred the tissue paper to give you different sizes of tissue paper to add to your design.
2. For a fun effect, you can also add a little bit of water to a paint brush and brush over the tissue paper to have the colors “bleed” around your paper.



THE PARABLE OF THE UNMERCIFUL SERVANT

Matthew 18:21-35



Across

2. The servant owed the king ____ thousand bags of gold.
3. When he saw his fellow servant, he grabbed him by the ____, demanding that he repay his debt.
6. The king had compassion on the servant and _____ all of his debt.
7. Because the servant could not pay back his debt, the king wanted to turn him and his family into _____.

Down

1. The unforgiving servant had his fellow servant thrown into _____, until his debt could be re-paid.
2. The king was furious and threw the servant into jail, and had him _____ until he could repay every last cent.
4. "You _____ servant," the king said. "I canceled all of your debt because you begged me to."
5. The servant's fellow servant owed him a _____ amount of money.
7. The king expected the servant to treat his fellow servant in the _____ way.

KINDNESS OVER JUDGMENT



TAKE IT

OR

LEAVE IT

September 27, 2020

**MONTHLY
MEMORY
VERSE**

"In the same way, let your light shine before others, that they may see your good deeds and glorify your Father in heaven."

Matthew 5:16

CRAFT: BRAVERY AWARD RIBBON




Supplies Needed: Glue, Writing Utensil

Supplies Provided: Construction Paper

Instructions:

1. Take the two long stripes of paper and make accordion folds all the way to the end.
2. Push the accordion together to close it. Fold it in half and glue together one side, which will make the paper look like a fan. Take both "fans" and glue them together to make a circle fan.
3. Write "I Can Be Brave" on the yellow circle. And glue it into the center of the circle fan.
4. Glue the ribbons onto the back of the circle fan to create your own bravery award ribbon!

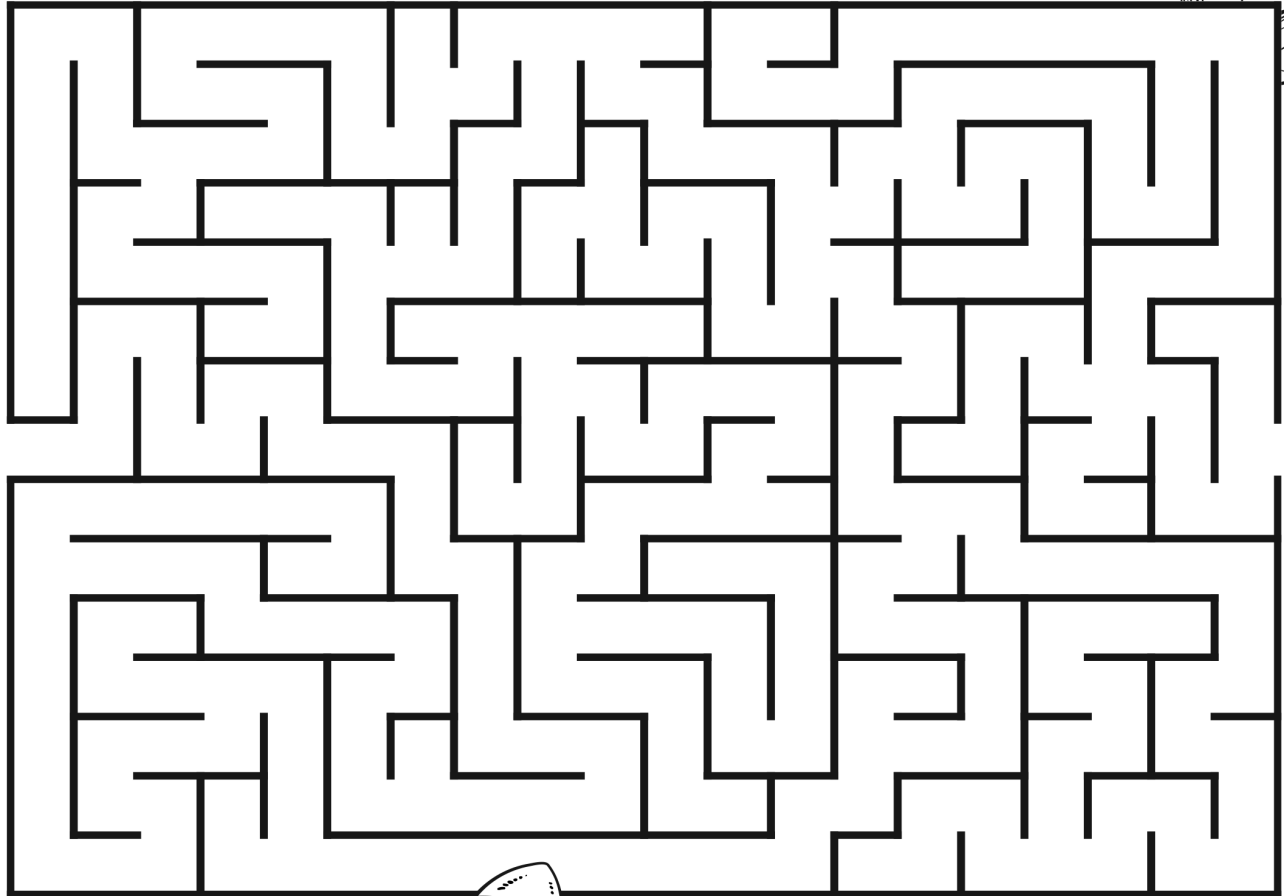


DAVID & GOLIATH

Guide David across the battlefield
to defeat Goliath.



FINISH



START



BRAVE OVER FEARFUL



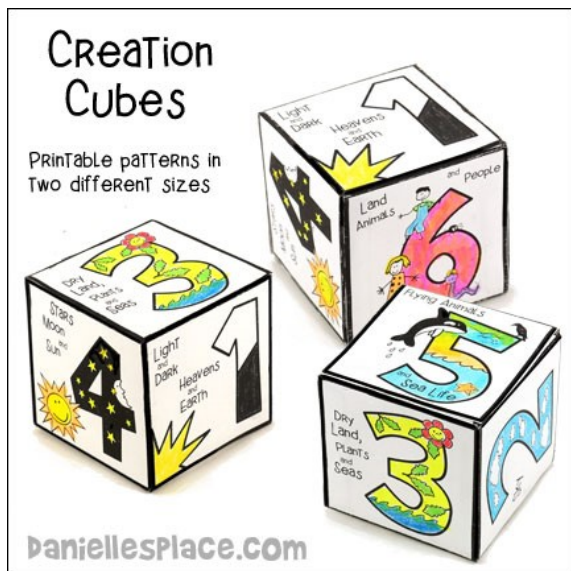


October 4, 2020

**MONTHLY
MEMORY
VERSE**

"For I know the plans I have for you," declares the Lord, "plans to prosper you and not to harm you, plans to give you hope and a future." Jeremiah 29:11

CRAFT: CREATION CUBES




Supplies Needed: Glue or Tape, Scissors, Coloring Utensils

Supplies Provided: Template



Instructions:

1. Color and cut out your creation cube!
2. Fold all the lines back and use glue/tape to create the cube shape.



THE CREATION

Spot 8 differences between the two pictures.





October 11, 2020

**MONTHLY
MEMORY
VERSE**

"For I know the plans I have for you," declares the Lord, "plans to prosper you and not to harm you, plans to give you hope and a future." Jeremiah 29:11

CRAFT: ADAM AND EVE CRAFT KIT




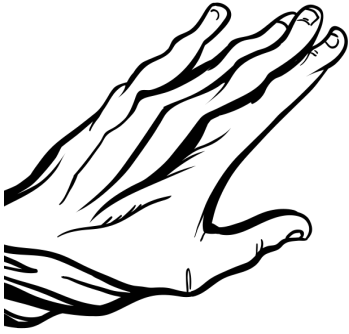
Supplies Needed: None

Supplies Provided: Craft Kit

Instructions:

1. Assemble your Adam and Eve craft kit. Each kit has all the foam pieces with self-adhesive on the back.





THE FALL

Discover the hidden words.



N	A	O	N	P	E	R	T	U	W	E	E	F	R	L
E	A	I	F	L	V	G	U	D	E	V	V	R	S	E
J	S	B	E	T	D	W	O	O	Q	L	I	U	T	A
A	B	V	T	H	G	I	E	N	F	E	F	I	P	V
D	E	V	E	Z	X	I	F	M	E	W	X	T	Y	E
A	W	C	F	L	A	M	E	S	L	T	I	Q	P	S
M	A	T	M	T	C	W	V	E	R	E	S	G	A	Z
U	W	H	H	I	D	E	P	O	P	N	W	P	Y	H
Z	Z	S	E	R	P	E	N	T	D	S	O	R	K	H
N	L	E	G	N	F	A	X	V	H	K	R	E	W	U
J	A	I	E	J	Y	F	W	D	R	B	D	H	T	J
R	E	K	F	U	F	O	B	P	V	V	S	W	E	T
F	E	V	E	E	W	B	V	H	N	L	N	R	O	I
S	O	X	X	D	L	E	P	L	W	Q	F	U	M	V
F	O	R	B	I	D	D	E	N	D	X	B	K	D	W

Word Bank

SIN

ADAM

EVE

FLAMES

SWORDS

SERPENT

HIDE

FRUIT

FORBIDDEN

LEAVES

NAKED

LIFE





God wants me to
give Him my best

October 18, 2020

**MONTHLY
MEMORY
VERSE**

"For I know the plans I have for you," declares the Lord, "plans to prosper you and not to harm you, plans to give you hope and a future." Jeremiah 29:11

CRAFT: CAIN AND ABEL BIBLE CRAFT



10 MINUTES OF QUALITY TIME


CAIN AND ABEL
Bible Crafts

Supplies Needed: Glue, Scissors, Coloring Utensils

Supplies Provided: Template


Instructions:

1. Color your craft!
2. Cut out Cain and Abel and the box in the middle. Fold the cut out to create the pop-out effect.
3. Glue the Cain and Abel picture onto the pop-out.



CAIN & ABEL

Genesis 4:1-16



Across

3. Cain became a _____.
4. God put a special _____ on Cain, so he would not be punished by anyone else.
6. When God asked Cain about his brother, Cain _____ to God.
8. God promised Eve she would have her own what?
9. Her second son's name was _____.
10. Eve gave birth to a son named Cain. He was her _____ born son.

Down

1. God _____ Cain, so he would no longer be able to farm as a punishment for what he did.
2. Abel became a _____.
5. What did Cain decide to do to his brother?
7. Cain was _____ of his brother Abel.



October 25, 2020

**MONTHLY
MEMORY
VERSE**

"For I know the plans I have for you," declares the Lord, "plans to prosper you and not to harm you, plans to give you hope and a future." Jeremiah 29:11

CRAFT: NOAH'S ARK CRAFT




Supplies Needed: Glue, Coloring Utensils, Tape

Supplies Provided: Paper Plates, Animal Templates


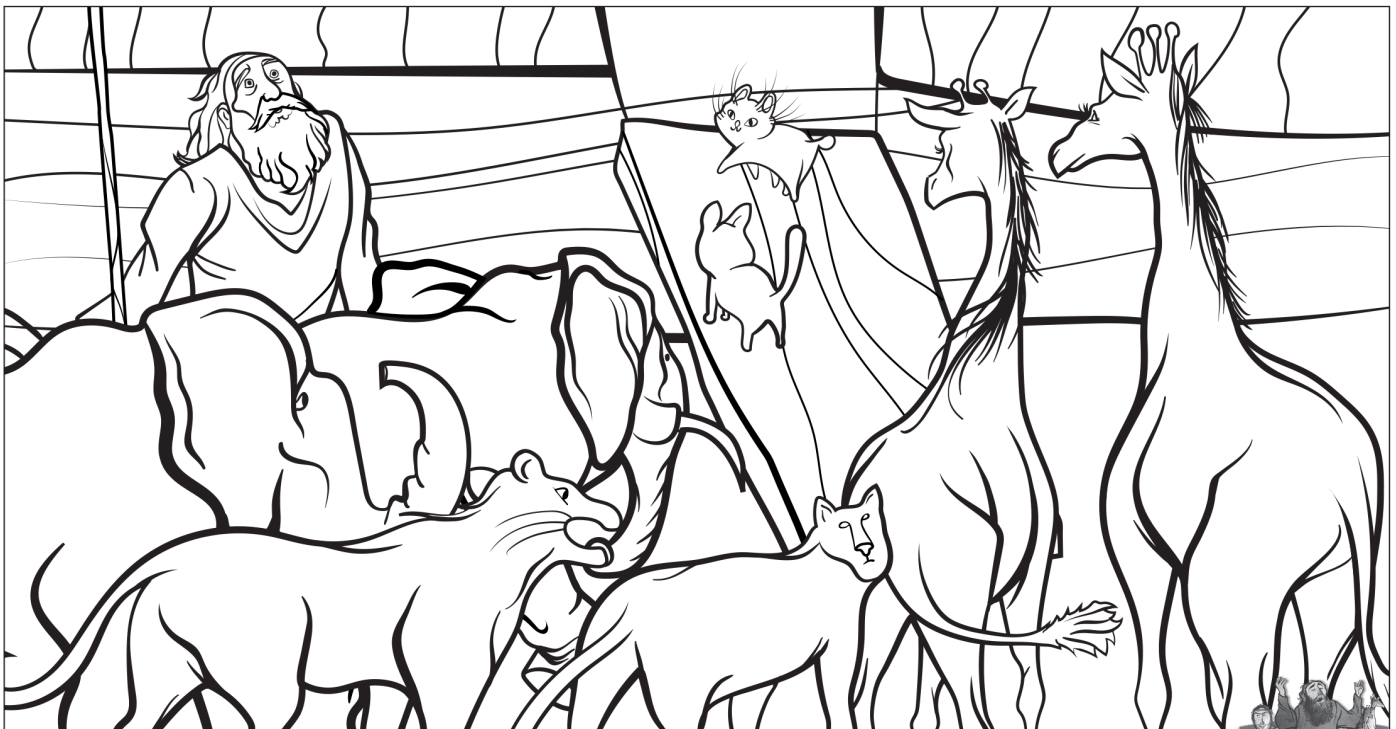
Instructions:

1. Take the whole plate and color it to look like a rainbow. Take the pieces of the plate and color them brown to look like wood.
2. Color your animals.
3. Tape the brown plates to the rainbow plate. Then glue the animals onto the ark.



NOAH'S ARK AND THE GREAT FLOOD

Spot 8 differences between the two pictures.





November 1, 2020

**MONTHLY
MEMORY
VERSE**

"And we know that in all things God works for the good of those who love him, who have been called according to his purpose."

Romans 8:28

CRAFT: SODOM AND GOMORRAH




Supplies Needed: Coloring Utensil, Glue

Supplies Provided: Activity Page

Instructions:

1. Color the activity page of Sodom and Gomorrah. Additionally, color only the one side of Lot's wife.
2. Fold and glue Lot's wife onto the activity page so that when you turn her back, she turns into the pillar of salt.



SODOM AND GOMORRAH

G S P U I S X M A J G Z D D J
O H O Y G F L B E L S Q H E X
M S U D Q R R E Y R N I B K T
O P U B O A Z J G M C N G C U
R X E M H M V Y Z N V I V I Z
R U S A J S Y R I D A G F W B
A F M I R A A B J K Y V S U S
H B U D V L V D J N C Y P E L
F N C D L T Z H A C K O P I F
Y M W I D O M L X Z J U D Y A
G M P U X Q M S P F Z R T C E
I S I S E N E G D D C Q I J E
U T O L F Y O K L L A T Q F N
W O W S X P N P C W Y O G D Z
P S U L F U R C V M T H V E X

ABRAHAM	GENESIS	MERCIFUL	SODOM
ANGELS	GOMORRAH	PILLAR	SULFUR
CITY	LOT	SALT	WICKED



November 8, 2020

**MONTHLY
MEMORY
VERSE**

"And we know that in all things God works for the good of those who love him, who have been called according to his purpose."

Romans 8:28

CRAFT: ROCK-A-BYE BABY ISAAC



Supplies Needed: Coloring Utensils

Supplies Provided: Template Pieces, Brad

Instructions:

1. Color Abraham and Sarah and Baby Isaac.
2. Poking the brad through at Sarah's necklace so that Sarah can rock baby Isaac in her arms.



ABRAHAM AND SARAH HAVE A BABY

R S Q S Y A A D C V A X D P Y
E S Z X S L U J E A P E V D B
T P R E G N A N T S A B T I A
H G C Y B W N A Z R I S G H B
G Y E E L B I S S O P M I U H
U J K N U N H A R A S E O L D
A T K R E U Z N R X T N G R Z
L I L T N S O Y S M C M V U P
L Y F D N S I U A E I T E H V
R H R U Z P O S B M M M P N L
P E S D E I Z B R O N L K P N
D C K Z C T U P A S N R P A V
E F H A E B B G H U Y P Q D T
X V R N T F Y F A T L D L F Z
Y G Y E V G S C M W F W U M M

ABRAHAM

GRACIOUS

ISAAC

PREGNANT

SON

BABY

HUNDRED

LAUGHTER

PROMISED

GENESIS

IMPOSSIBLE

OLD

SARAH



November 15, 2020

**MONTHLY
MEMORY
VERSE**

"And we know that in all things God works for the good of those who love him, who have been called according to his purpose."

Romans 8:28

CRAFT: JOSEPH'S COAT




Supplies Needed: None

Supplies Provided: Craft Kit

Instructions:

1. Assemble your Joseph's coat craft kit. Each kit has all the foam pieces with self-adhesive on the back and chenille stems.



JOSEPH

THE PRINCE OF EGYPT

Spot 8 differences between the two pictures.





November 22, 2020

**MONTHLY
MEMORY
VERSE**

"And we know that in all things God works for the good of those who love him, who have been called according to his purpose."

Romans 8:28

CRAFT: JOSEPH IN JAIL




Supplies Needed: None

Supplies Provided: Craft Kit

Instructions:

1. Assemble your craft kit. Each kit has all the foam pieces with self-adhesive on the back and a satin cord for hanging.





JOSEPH

THE PRINCE OF EGYPT

Discover the hidden words.



T	O	Y	P	E	T	U	Z	N	B	S	A	K	P	T
W	A	G	O	D	L	X	U	N	Q	O	L	E	R	O
E	X	R	R	C	K	E	P	E	X	X	Q	A	T	Z
L	Z	R	O	Q	C	L	V	T	M	M	D	A	N	A
V	G	U	M	T	Q	Z	Z	E	T	E	O	L	R	Q
E	M	W	R	Z	M	L	H	H	R	C	R	E	G	G
S	D	B	D	Z	A	C	G	S	I	S	L	W	C	P
O	O	O	I	Q	T	I	J	N	N	G	F	T	S	Y
T	H	L	E	E	E	P	X	C	R	D	C	E	L	J
K	U	F	D	P	F	N	Y	A	B	R	N	F	T	A
H	F	Z	X	N	I	P	V	G	Q	E	R	S	E	I
P	R	I	N	C	E	W	O	F	E	A	E	O	V	L
I	R	X	E	D	R	W	Q	E	J	M	Y	N	I	Z
R	W	H	U	G	J	F	Z	Y	E	X	E	S	F	I
R	E	U	B	E	N	W	A	P	H	A	R	A	O	H

Word Bank

REUBEN

PHARAOH

TWELVE

SONS

DREAM

EGYPT

JAIL

TRADERS

COAT

SOLD

PRINCE

GOD





November 29, 2020

**MONTHLY
MEMORY
VERSE**

"And we know that in all things God works for the good of those who love him, who have been called according to his purpose."

Romans 8:28

CRAFT: BEADED FAITH CROSS BRACELET



Supplies Needed: None

Supplies Provided: Craft Kit

Instructions:


1. Assemble beaded faith cross bracelet and wear it to remind you that no matter what, God can use trials for good!



JOSEPH

THE PRINCE OF EGYPT

Genesis 37-50



Across

3. Which brother did not want to kill Joseph?
8. Who needed Joseph to help him understand his bad dreams?
9. How many sons did Jacob have?
10. What were the stars and grain stacks doing in Joseph's first dreams?

Down

1. Joseph helped _____ over all of Egypt.
2. Joseph became known for _____ dreams.
4. Where did the traders take Joseph?
5. Even though he was innocent, Joseph got thrown into _____.
6. What gift did Jacob give Joseph that made his brothers jealous?
7. Instead of killing Joseph, the brothers decided to _____ Joseph to traders.





JOINING CHILDREN ON
THEIR SPIRITUAL JOURNEY

Hershey Free Church

330 Hilltop Road

Hummelstown PA 17036