



PRESCHOOL

Fall Subscription Box Activity Book 2020



September 13, 2020

Draw your favorite thing God created!



Parent Page

Story Review: Today your preschooler learned that God is Creator! We learned how God created everything and said it was good! He created the sun, moon, and stars! He created the water and land. He created all the animals, and even created people!

Craft: Creation Wheel



Supplies Needed: Coloring Utensils

Supplies Provided: Creation Wheel and Brad

Instructions:

1. Have your preschooler color both sides of their own "Creation Wheel".
2. Assist your preschooler in lining up the circles and poking the brad in the center of both circles to assemble.

Help Your Kid Go Deeper:

- Read the creation story again together in their Beginner's Bible. ("The Beginning" page 7-13)
- Use their creation wheel craft to go over the story together. You might have your preschooler repeat after you saying, "On the first day, God separated light from darkness. God is Creator! On the second day, God made the sky and the water. God is Creator!"
- Take a walk as a family and point out all the different things that you can see and hear that God created.
- Spend intentional time praising God for being Creator and thanking Him for all He created. You might have your preschooler do that by simply filling in the blank saying, "God I praise You that You created ____!"
- Help your preschooler memorize this month's Bible verse.

September Memory Verses

*"In the beginning, God created
the heavens and the earth."*

Genesis 1:1



September 20, 2020

When God created people, He made them His most special creation! Draw a picture of yourself as God's special creation!



Parent Page

Story Review: Today your preschooler learned that sin entered the world because the Sneaky Snake tricked Adam and Eve into disobeying God. When sin entered the world we were separated from God. Sin is anything that we think, say, or do that disobeys God.

Craft: Popsicle Stick Puppets



Supplies Needed: Coloring Utensils, Tape

Supplies Provided: Puppet Templates, Popsicle Sticks

Instructions:

1. Have your preschooler color their Adam, Eve, and Sneaky Snake puppet.
2. Assist preschoolers in taping each puppet onto a popsicle stick.

Help Your Kid Go Deeper:

- Read the Bible story again together in their Beginner's Bible. ("The Sneaky Snake" page 18-25)
- Use their popsicle stick puppets to have them retell the Bible story.
- Talk about the family rules your family has. Ask your preschoolers what rules are hard to obey right away? Talk together about how the family rules are there to keep you safe and to obey God.
- Take time to help preschoolers understand that we need to tell God we are sorry when we don't obey Him and sin. That's what we call "asking for forgiveness." God always will forgive us, but we have to tell Him we're sorry when we sin. Remember, sin is anything that we think (point to head), say (point to mouth), or do (make fists with hands) that disobeys (make an x with arms) God (point up).
- Help your preschooler memorize this month's Bible verse.

September Memory Verses


*"In the beginning, God created
the heavens and the earth."*

Genesis 1:1



September 27, 2020

Draw a rainbow like the one God put in the sky to remind Noah He always keeps His promises!



Parent Page

Story Review: Today your preschooler learned how God kept Noah and his family safe when He sent a flood. We learned that God promised to never flood the whole earth again, and we know that God always keeps His promises!

Craft: Rocking Noah's Ark



Supplies Needed: Coloring Utensils, Glue

Supplies Provided: Paper Plate, Ark Pieces Cut Out

Instructions:

1. Help your preschooler fold the paper plate evenly in half. Have them draw waves on the bottom and add brown above the waves to look like the side of the boat.
2. Have your preschooler color and decorate your animals, rainbow, and roof of the ark.
3. Assist your preschooler in gluing the roof, rainbow, and animals onto their boat.

Help Your Kid Go Deeper:

- Read the Bible story again together in their Beginner's Bible. ("Noah's Ark" page 26-33)
- Collect items from around your home (that you don't mind getting wet) and fill the bathtub up with water. Play a game to see which items float and which sink, asking preschoolers to guess before they place the item into the bathtub.
- Talk about how it makes you feel when someone promises you something and they keep their promise? How does it make you feel when they don't keep their promise?
- Find rainbow colored construction paper (or use white paper and color it rainbow colors). Trace the hands of your family members onto the different colors and cut them out. Then make a rainbow out of them and put it somewhere that you'll see frequently this week. Every time you walk past it, encourage your preschooler to say, "God Keeps His Promises!"
- Help your preschooler memorize this month's Bible verse.

September Memory Verses


*"In the beginning, God created
the heavens and the earth."*

Genesis 1:1



October 4, 2020

Draw Abraham, Sarah, and their baby Isaac!



Parent Page

Story Review: Today preschoolers learned about Abraham and Sarah. God told them to move to a new land, so their family packed up everything and obeyed God. Then God gave Abraham a special blessing. God promised Abraham that the land would be his forever and that him and Sarah would have many children. It was hard for them to believe because they were both old and couldn't have a baby, but God was faithful and gave them baby Isaac!

Craft: Rock-a-Bye Baby Isaac



Supplies Needed: Coloring Utensils

Supplies Provided: Template Pieces, Brad

Instructions:

1. Have your preschooler color Abraham and Sarah and Baby Isaac.
2. Assist preschoolers in poking the brad through at Sarah's necklace so that Sarah can rock baby Isaac in her arms.

Help Your Kid Go Deeper:

- Read the Bible story again together in their Beginner's Bible. ("The Visitors" page 46-51)
- Download the "Bible App for Kids" from Life.Church and have your preschooler interact with today's story! Click on the circle with a purple background and stars to find today's story called "God's Amazing Promise".
- Talk about how it feels when you have to wait. Abraham and Sarah were waiting and waiting for a son. Ask your preschooler if they think they ever got tired of waiting. But what did God do after they waited and waited? He gave them a baby! God sure is faithful! Faithful means that He keeps His promises and His word. Faithful means that God is loyal and reliable. He can be trusted and believed!
- Help your preschooler memorize this month's Bible verse.

October Memory Verses

"For I know the plans I have for you," declares the Lord"

Jeremiah 29:11



October 11, 2020

Color By Number Joseph's Coat

1—YELLOW

2—RED

3—ORANGE

4—GREEN

5—PINK


6—PURPLE

7—BLUE

8—GRAY

9—BROWN





Parent Page

Story Review: Today preschoolers learned about Joseph and his special, colorful coat that his dad gave him. His brothers got jealous of his special coat, so they came up with a sneaky plan to be really mean to Joseph. They sold him as a slave and lied to their dad that Joseph was dead. But we know that Joseph's story isn't over yet and that God always has a plan!

Craft: Joseph's Colorful Coat



Supplies Needed: None

Supplies Provided: Sticker Sheets

Instructions:

1. Have your preschooler decorate Joseph's colorful coat with the sticker sheet provided!

Help Your Kid Go Deeper:

- Read the Bible story again together in their Beginner's Bible. ("Joseph's Colorful Robe" page 71-77)
- Grab a cup and a small Lego person to act as Joseph. Have preschoolers try to see how high they can hold their hand above the cup and still get Joseph inside. Remind preschoolers this is like how the mean brothers put Joseph into the well before they sold him as a slave. When you take Joseph out of the well have your preschooler say, "God has a plan!" Let preschoolers try different heights too—maybe while you hold them on a chair, from the stairs, from the couch etc.
- Talk about how Joseph must have felt when he was put in the well and then sold as a slave. He probably was unsure what was going to happen, which meant he probably felt nervous and afraid. But we know that God has a plan and God never took His eye off Joseph. We know that God has a plan for us too and He never takes His eye off of us—no matter what!
- Help your preschooler memorize this month's Bible verse.

October Memory Verses

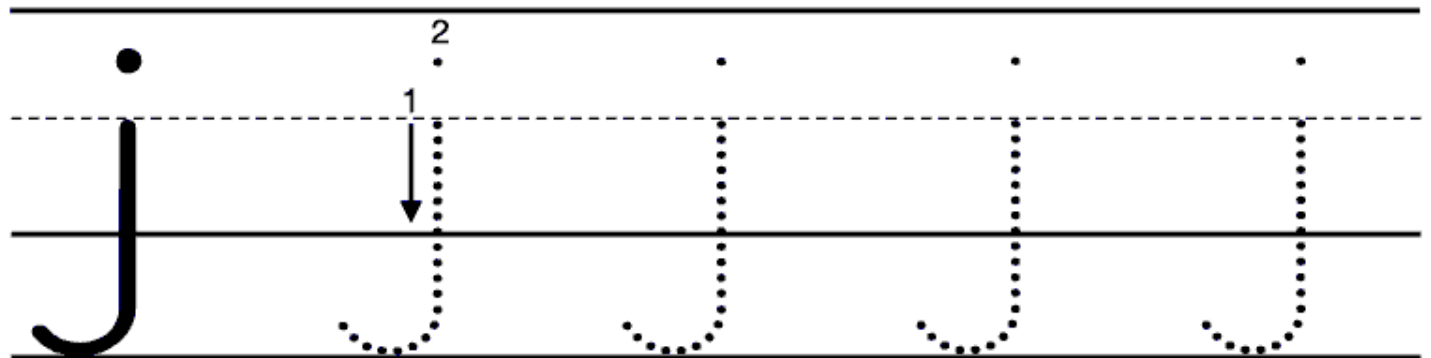
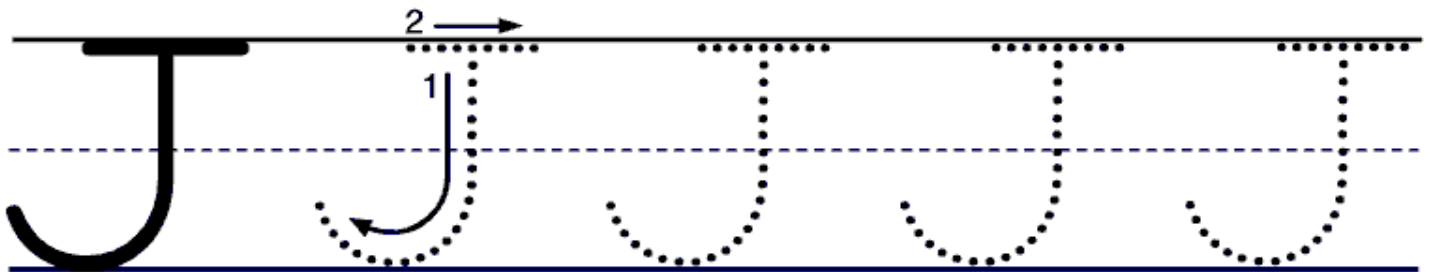
"For I know the plans I have for you," declares the Lord"


Jeremiah 29:11



October 18, 2020

Practice writing your "J" for Joseph!





Parent Page

Story Review: Today preschoolers learned the rest of Joseph's story—and how God had a plan! When Joseph was sold by his brothers, he went to Egypt. In Egypt he became a ruler. While he was ruling there was a famine, which meant that food wasn't very easy to get. Joseph was in charge of giving people food and one day his brothers came to get food. They didn't recognize that it was Joseph! When Joseph told them they were afraid Joseph wouldn't give them any food because they had been mean to him, but Joseph forgave his brothers! He gave them food but the whole family then moved to Egypt with Joseph!

Craft: Joseph Forgives Finger Puppets



Supplies Needed: Coloring Utensils, Tape

Supplies Provided: Finger Puppet Template

Instructions:

1. Have your preschooler color each of the finger puppets.
2. Assist preschoolers in using a pencil to curl the puppet into shape.
3. Tape the back and slip puppets over fingers.

Help Your Kid Go Deeper:

- Read the Bible story again together in their Beginner's Bible. ("Joseph Saves His Family" page 86-91)
- Using the finger puppets retell the story of Joseph! Remind preschoolers how last week we said God had a plan, and how we can see that God did have a plan!
- Talk about how Joseph forgave his brothers. Ask your preschooler if they think they could have forgiven their brothers if they had sold them as a slave. Talk about how sometimes forgiveness is really hard. Forgiveness doesn't mean we forget what happened, but when we forgive we are no longer angry or upset about it.
- Help your preschooler memorize this month's Bible verse.

October Memory Verses

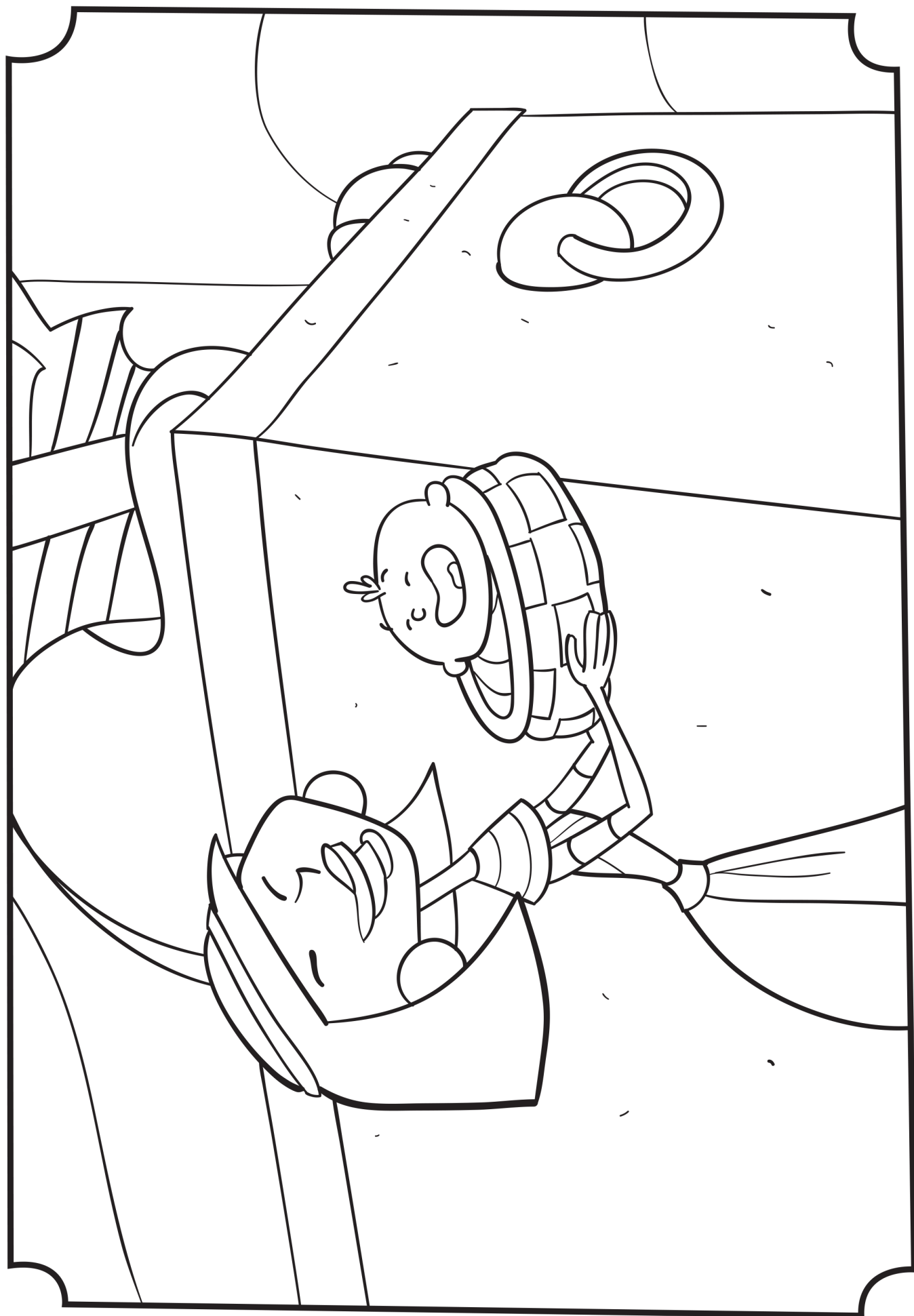
"For I know the plans I have for you," declares the Lord"

Jeremiah 29:11



October 25, 2020

Draw Baby Moses in a Basket!



Parent Page

Story Review: Today preschoolers learned about how when Moses was a baby the Egyptian Pharaoh made a bad rule that any of the baby boys should be killed. Moses' mom wanted to protect and keep her baby safe, so she placed him in a basket and placed him in the river. Baby Moses' basket was opened by the Pharaoh's daughter who decided to protect the baby! Moses' sister told the Pharaoh's daughter that she knew someone who could help take care of the baby—Moses' mom! God kept Moses safe and healthy as he grew!

Craft: Baby Moses



Supplies Needed: None

Supplies Provided: Craft Kit

Instructions:

1. Have preschoolers assemble their Baby Moses craft. Each kit has all the foam pieces with self-adhesive on the back.

Help Your Kid Go Deeper:

- Read the Bible story again together in their Beginner's Bible. ("A Baby in a Basket" page 92-97)
- Grab a basket and baby doll and act out the story together!
- Talk about how God kept Moses safe. Ask your preschooler what makes them feel safe? How do they know they are safe? Talk about the safe adults they can go to if they ever feel unsafe—Parents, Grandparents, Lifeguard, Doctor, Firefighter, Police etc.
- Check out the book "I Can Play It Safe" by Alison Feigh. This is a great book to read with your preschooler as a reminder of how to be safe in a sometimes frightening world.
- Help your preschooler memorize this month's Bible verse.

October Memory Verses

"For I know the plans I have for you," declares the Lord"

Jeremiah 29:11



November 1, 2020

Use the space below to pray in color!



Parent Page

Story Review: Today your preschooler learned how God told Moses that he was going to help rescue the Israelites from slavery in Egypt. But God appeared to Moses in a very special way—a burning bush! Moses was worried he wasn't cut out for the job, but God showed him signs and miracles to remind Moses that God would go with him! We also remembered that we don't need a burning bush for God to talk to us! God loves to talk to us and loves when we talk to Him!

Craft: Burning Bush



Supplies Needed: Coloring Utensils, Glue

Supplies Provided: Burning Bush, Tissue Paper

Instructions:

1. Have your preschooler color their burning bush.
2. Assist your preschooler in gluing the tissue paper on their burning bush to make it look like flames.

Help Your Kid Go Deeper:

- Read the Bible story again together in their Beginner's Bible. ("The Burning Bush" page 98-103)
- Find some twigs or sticks outside and carefully set them on fire. Use it to show how the sticks burn up, but the bush that God used to talk to Moses never burned up at all!
- Talk about what it could look like when God speaks to you. Maybe it's a verse is special in God's Word. Maybe you hear a song at the perfect time. Maybe it's the kindness of someone at the grocery store. Maybe it's the way a prayer request was answered. There are lots of different ways that God can talk to us!
- Help your preschooler memorize this month's Bible verse.

November Memory Verses

"Do not be afraid, for I am with you." Isaiah 43:5



November 8, 2020

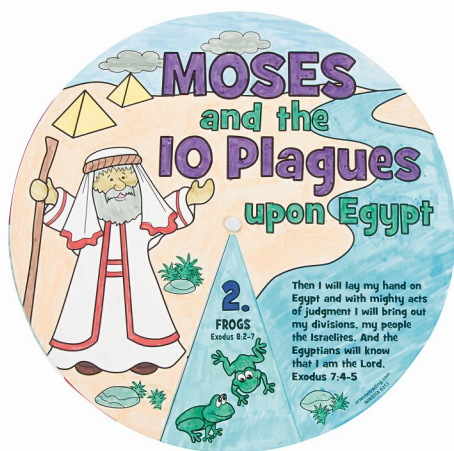
Use the space below to pray in color!



Parent Page

Story Review: Today your preschooler learned about how Pharaoh would not let the Israelites be freed from slavery in Egypt. God was not happy and so He sent ten plagues as consequences to Pharaoh. After each plague, Pharaoh said "No!" he wouldn't let the Israelites free. After the tenth plague though, Pharaoh finally said the Israelites could be free. God rescued the Israelites and kept His promises to them! God is powerful!

Craft: 10 Plague Wheel



Supplies Needed: Coloring Utensils

Supplies Provided: 10 Plague Wheels, Brad

Instructions:

1. Have your preschooler color both sides of their own "10 Plague Wheel".
2. Assist your preschooler in lining up the circles and poking the brad in the center of both circles to assemble.

Help Your Kid Go Deeper:

- Read the Bible story again together in their Beginner's Bible. ("Ten Plagues" page 104-110)
- Have preschoolers retell you about each of the plagues with their "10 Plague Wheel" craft. Talk about how it was only the Egyptians who got the consequences and how God kept the Israelites safe from all the plagues! God is powerful!
- Pharaoh said "NO" ten times before he left the Israelites free. Have your child count to 10 in several different ways and then shout "God is Powerful!" Examples could include: count to 10, clap to 10, jump 10 times, spin around 10 times, 10 jumping jacks, 10 baby steps etc.
- Grab an umbrella and talk about what an umbrella does for us when it's raining and even when it's sunny. Talk about how umbrellas are a protection for us from getting wet or from getting sunburned. Just like how an umbrella protects us, God protected the Israelites too. Talk about how we can feel safe knowing that God will be our umbrella and protect us always!
- Help your preschooler memorize this month's Bible verse.


November Memory Verses

"Do not be afraid, for I am with you." Isaiah 43:5



November 15, 2020

Use the space below to pray in color!



Parent Page

Story Review: Today your preschooler learned what happened after the Israelites were freed from slavery in Egypt. God was leading the Israelites to the Red Sea and Pharaoh had decided to change his mind and take them back as slaves. The Israelites were afraid because they had the water in front of them and the Pharaoh and his army behind them! But then Moses reminded them that they didn't have to be afraid because God would protect them! God then made the Red Sea split in two and the Israelites could cross over safely! God protected them and can do anything!

Craft: Moses' Story Booklet



Supplies Needed: Coloring Utensils

Supplies Provided: Moses Story Booklet

Instructions:

1. Have your preschooler color the Moses' story booklet.

Help Your Kid Go Deeper:

- Read the Bible story again together in their Beginner's Bible. ("The Red Sea" page 111-115)
- Help your preschooler review Moses' whole story using their craft book! Talk about each of the different things you've learned about God through Moses' story and to see that God really can do anything!
- Make the Red Sea in a baggie! You will need a Ziploc baggie, hair gel, and blue food coloring. Fill one quarter to half of the baggie with hair gel. Put the blue food coloring in the baggie, and then use clear packing tape to double seal the top of the baggie. Mix the hair gel and the food coloring together. Then, help your child retell the story of God parting the Red Sea by parting the goo in the baggie. You can even use a sharpie to write "God is powerful" on the baggie.
- "The Prince of Egypt" is a great movie that your family could watch together to review Moses' story! (Note: Some scenes in the movie could be disturbing for younger or sensitive kids. Parents might want to preview first.)
- Help your preschooler memorize this month's Bible verse.

November Memory Verses

"Do not be afraid, for I am with you." Isaiah 43:5



November 22, 2020

Use the space below to pray in color!



Parent Page

Story Review: Today your preschooler learned that the Israelites were headed to the promised land and got to a city called Jericho. Jericho was a city protected by a really high wall! But two spies found a way into the city and went to Rahab's house. When the Jericho army found out about the spies, they tried to capture them, but Rahab hid the spies on her roof. The spies were so thankful for Rahab's help and promised her that when the Israelites came back that they would keep Rahab and her family safe! We know that just like the spies trusted Rahab and Rahab trusted the spies to keep her family safe, we can trust God because He is trustworthy!

Craft: Rahab and the Wall



Supplies Needed: Coloring Utensils, Tape

Supplies Provided: Rahab Picture, Red String

Instructions:

1. Have your preschooler color their picture of Rahab.
2. Assist your preschooler in taping on the red string under Rahab's window.

Help Your Kid Go Deeper:

- Read the Bible story again together in their Beginner's Bible. ("Joshua and the Spies" page 128-131)
- Choose 2 items that are going to be your "spies". Take turns being "Rahab" and hiding the spies in one room of your house. Then the rest of the family tries to find the two spies!
- Talk about who are people you can trust and what makes them trustworthy? How does it make you feel knowing that God is trustworthy?
- Help your preschooler memorize this month's Bible verse.


November Memory Verses

"Do not be afraid, for I am with you." Isaiah 43:5



November 29, 2020


Use the space below to pray in color!



Parent Page

Story Review: Today your preschooler learned about the battle of Jericho! God told Joshua and the Israelite army to march around the city walls once a day for six days. Then on the seventh day they were to march around seven times and blow their trumpets and shout as loud as they could. When the Israelites obeyed the walls came tumbling down, which meant the army could take over the city that God had promised them! God was with the Israelites the whole time and we know that God is with us too!

Craft: Walls of Jericho Pop-Up



Supplies Needed: None

Supplies Provided: Craft Kit

Instructions:

1. Assist your preschooler in assembling their "Walls of Jericho" pop-up. Each kit has all the foam pieces with self-adhesive on the back.

Help Your Kid Go Deeper:

- Read the Bible story again together in their Beginner's Bible. ("The Battle of Jericho" page 132 -135)
- Act out the story! Grab trumpets (or make some with rolled paper or a paper towel roll) and use blocks or Legos to create the walls of Jericho. Then march around and after the 7th time, blow the trumpets and knock the tower down!
- Talk about how God is always with us—when we go to school, when we go to church, when we go to the playground, when we go to bed, in the middle of a thunderstorm, at the beach, etc. We can know that God is always with us, no matter what!
- Help your preschooler memorize this month's Bible verse.

November Memory Verses

"Do not be afraid, for I am with you." Isaiah 43:5



JOINING CHILDREN ON
THEIR SPIRITUAL JOURNEY

Hershey Free Church

330 Hilltop Road

Hummelstown PA 17036